

Looking to the Future

An Update on Enrollment & FTES

Dr. Bob Miller & Nga Pham

February 13, 2024



Agenda

- **Five-Year Analysis of Enrollment and FTES Earned by PVC and selected programs & instructional methods**
- **Review current offerings and services to our local community**
- **Disaggregate the data for more informed decision-making**
- **Planning – Baseline data for PVCs **Annual Enrollment Management Plan**, a new **6-to-8-year Educational Master Plan** which guides all planning and budget allocation, and consideration of a **3-to-4-year Strategic Plan** to operationalize the **Educational Master Plan** (Accreditation and Chancellor's Office Requirement)**

ENROLLMENT

	Enrollment				
	2019-20	2020-21	2021-22	2022-23	2023-24 Projected
Palo Verde College TOTAL	23332	20701	22352	25476	25476
CDCR (Incarcerated/Rising Scholars)	9837	8482	8983	10368	11610
Instructional Services Agreement (ISA) Fire Science	7438	8016	8967	9921	9921
Special Admits**/Dual Enrollment	485	477	498	777	758
Face to Face Instruction	11205	8302	10793	12960	12960
Online Instruction	790	1565	999	758	1364

Enrollments are from Colleague - Student Information System – Ellucian ERP (Enterprise Resource Program)

***Because the Fire Science Program/Instructional Service Agreement (ISA) does not align to the traditional college calendar; the 2023-2024 data is not finalized. This data also impacts face-to-face data as most Fire Science courses are offered in the face-to-face teaching method.**

****Special Admits data includes all high school students (including students enrolled in the non-AB288 courses offered at Palo Verde High School and those who come to campus for classes).**

FTES EARNED

	FTES Earned				
	2019-20	2020-21	2021-22	2022-23	projected 2023-24*
Palo Verde College TOTAL	2281.73	2070.55	2277.51	2668.88	2628.04
CDCR (Incarcerated/Rising Scholars)	1128.26	975.29	987.07	1082.45	1172.78
Fire Science/ISA	627.99	745.93	817.79	965.67	965.00
Special Admits**/Dual Enrollment	77.12	75.07	114.84	142.68	114.40
Face to Face Instruction	1293.63	812.22	1088.36	1431.18	1450.00
Online Instruction	79.47	169.17	95.47	67.67	133.00

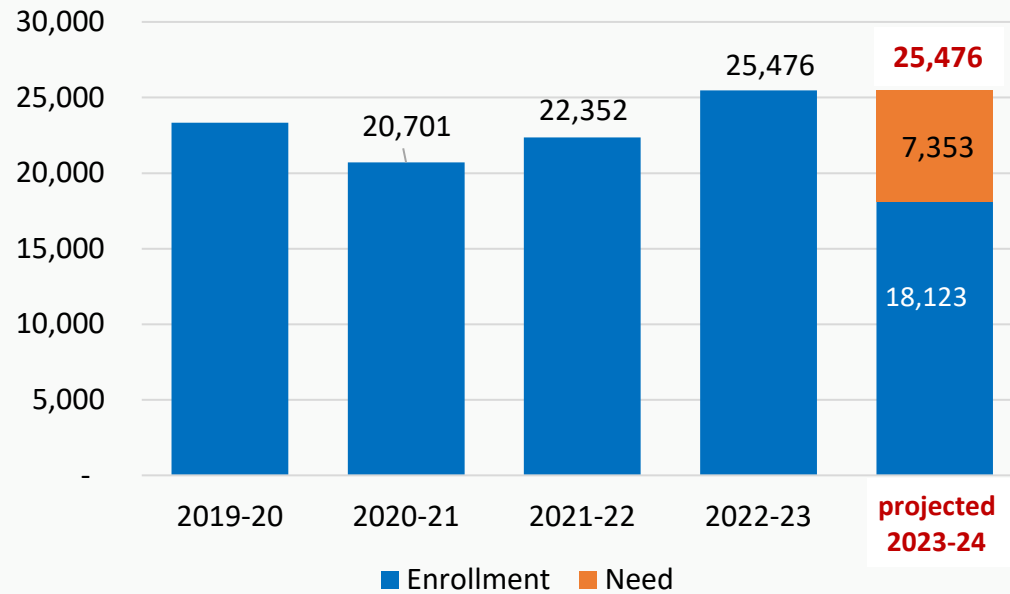
**2408.38
funded CAP**

Total PVC, CDCR, ISA, and Special Admits FTES are from 320 reports; 2023-24 FTES projected at P1. Face-to-face and Online FTES are from Colleague (based on section FTES); (2023-24 FTES is an accumulation from Summer 2023, Fall 2023 and Spring 2024 (as of February 5, 2024)).

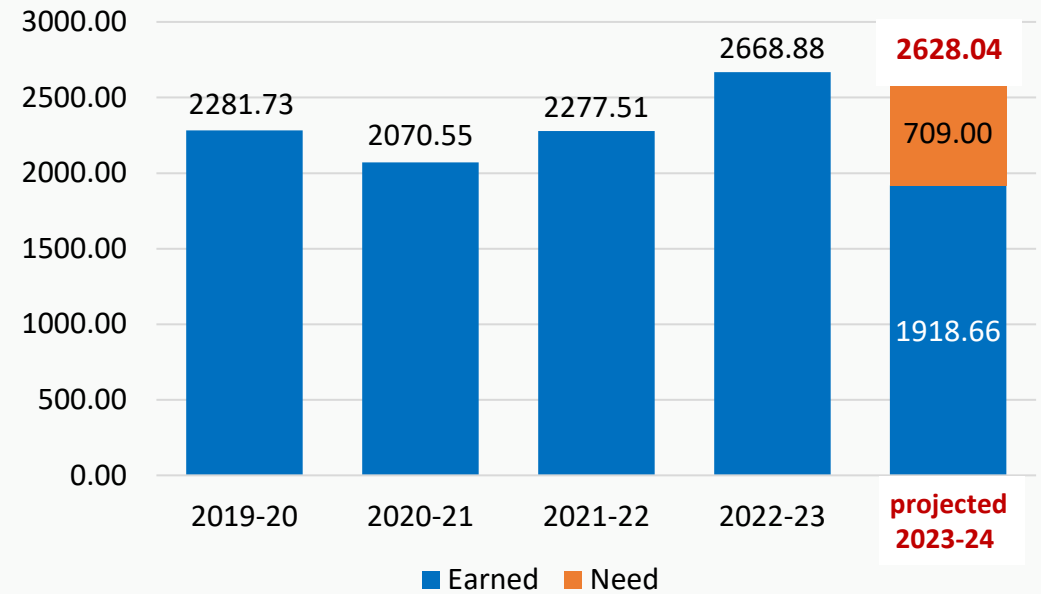
**Because Fire Science Program/ISA does not align to the traditional college calendar, the 2023-2024 data is not finalized. This data also impacts the face-to-face data as most Fire Science courses are offered in face-to-face instructional teaching method.*

***Special Admits data includes all high school students including students enrolled in the non-AB288 courses offered at Palo Verde High School and those who come to campus for classes.*

Palo Verde College
Total Enrollment 2019-20 to 2023-24*



Palo Verde College
Total FTES 2019-20 to 2023-24*

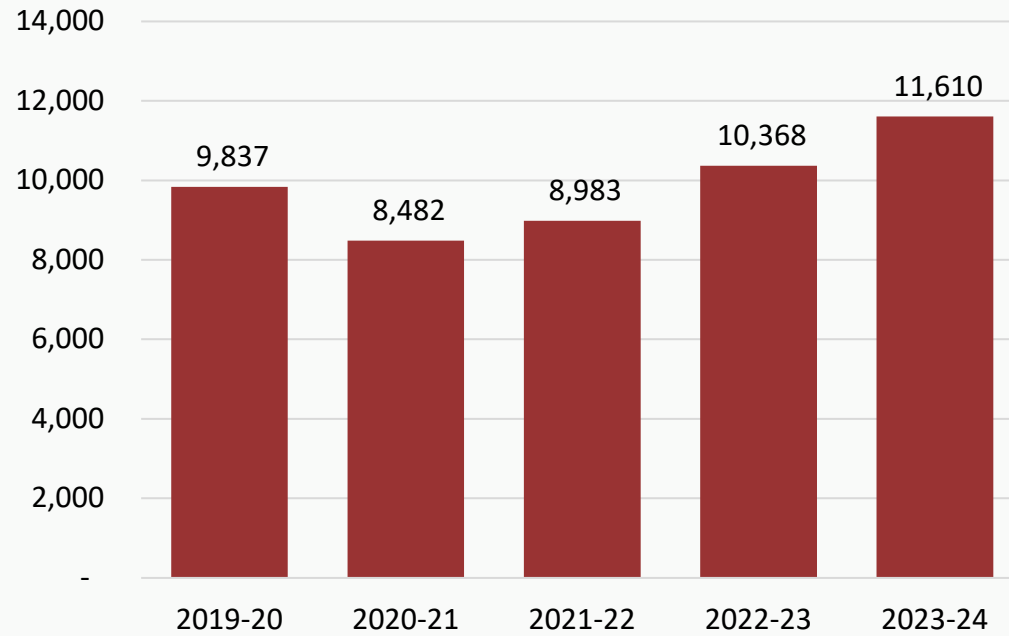


PVC Overall

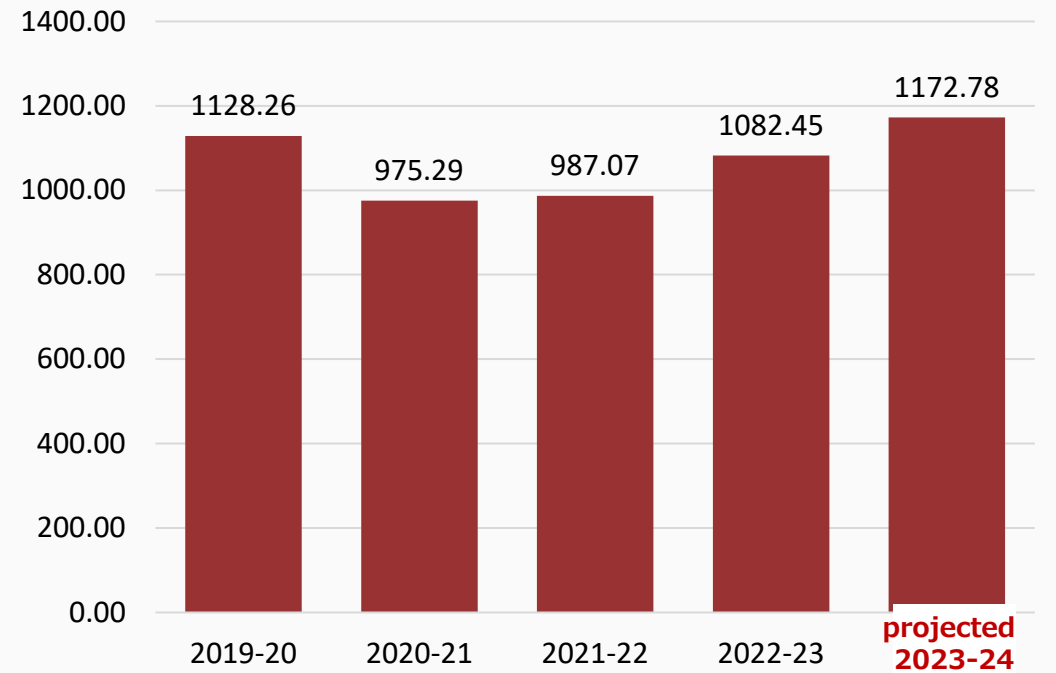
Total PVC FTES are from 320 reports; 2023-24 FTES projected at P1.

***Fire Science Program/ISA does not align to traditional calendar; therefore, 2023-2024 data is not finalized.**

Palo Verde College
CDCR Enrollment 2019-20 to 2023-24



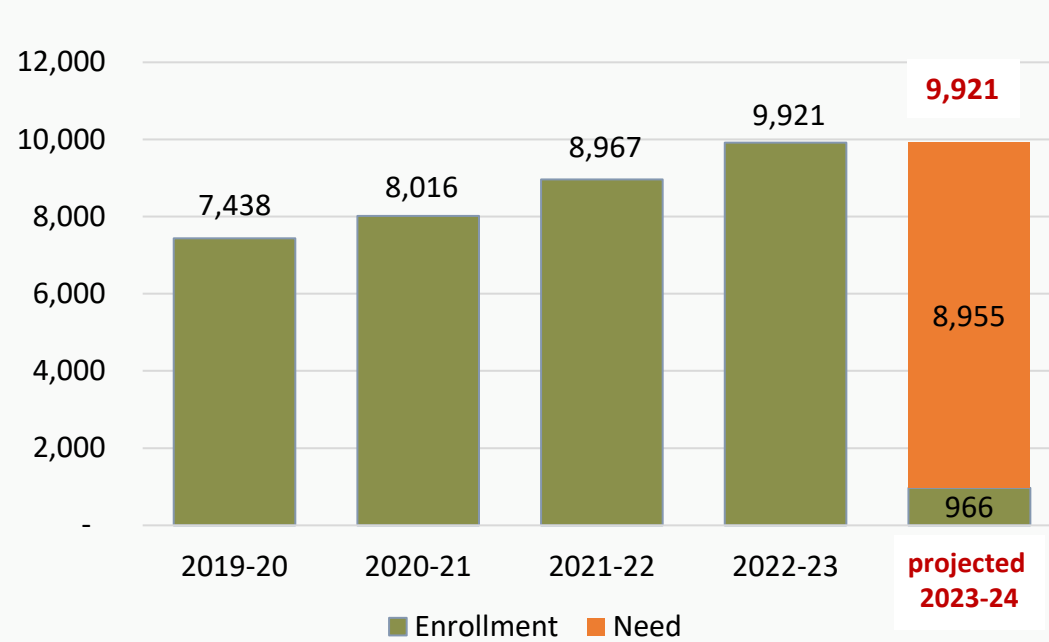
Palo Verde College
CDCR FTES 2019-20 to 2023-24



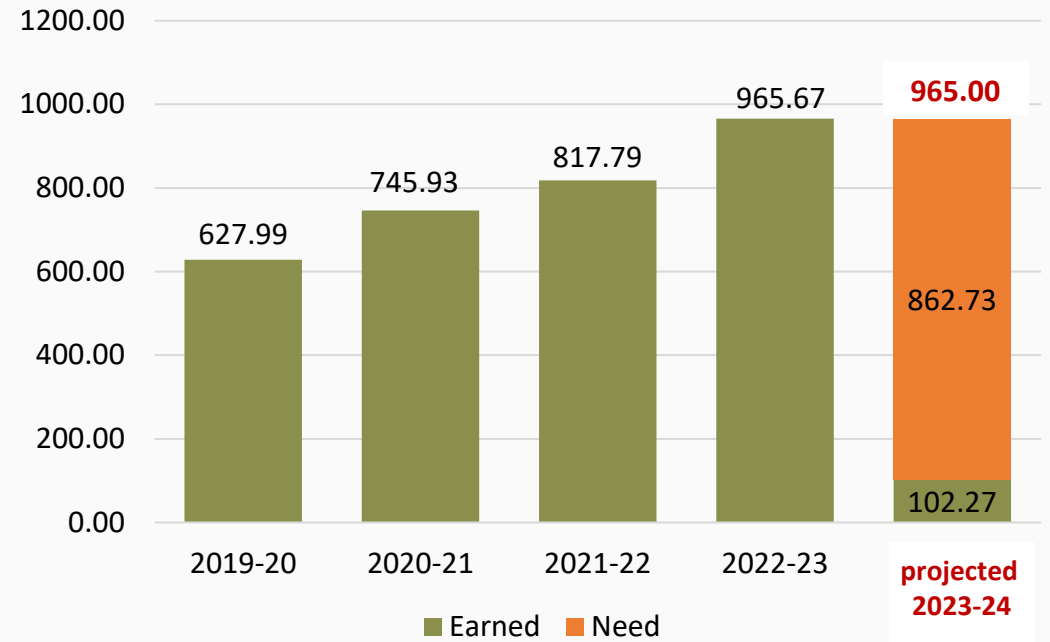
CDCR Program (Correspondence Education)

CDCR enrollment is from Colleague and FTES are from 320 reports; 2023-24 FTES projected at P1.

Palo Verde College
Fire Science Enrollment 2019-20 to 2023-24*



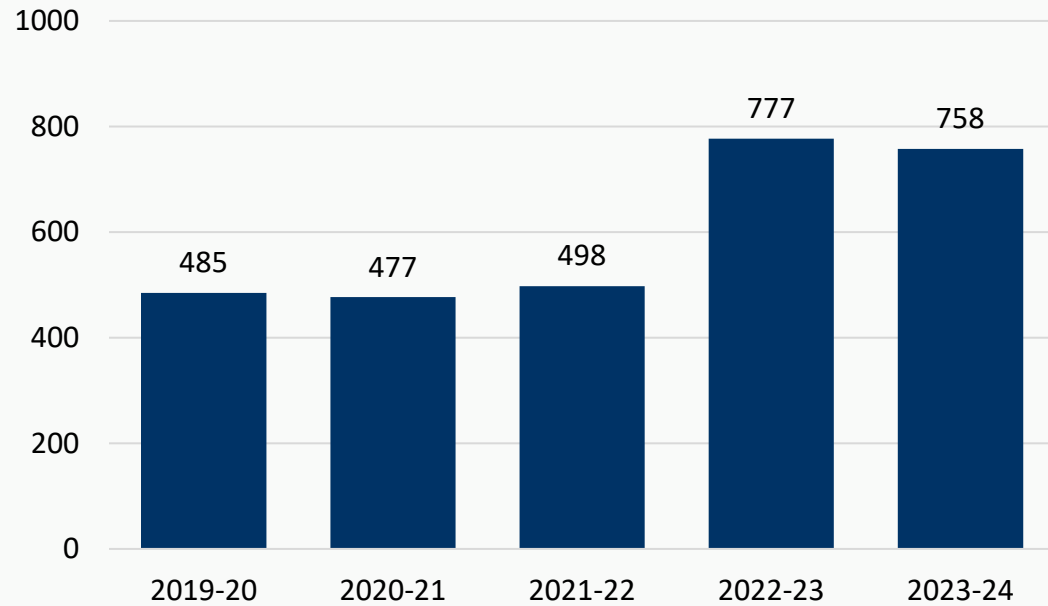
Palo Verde College
Fire Science FTES 2019-20 to 2023-24*



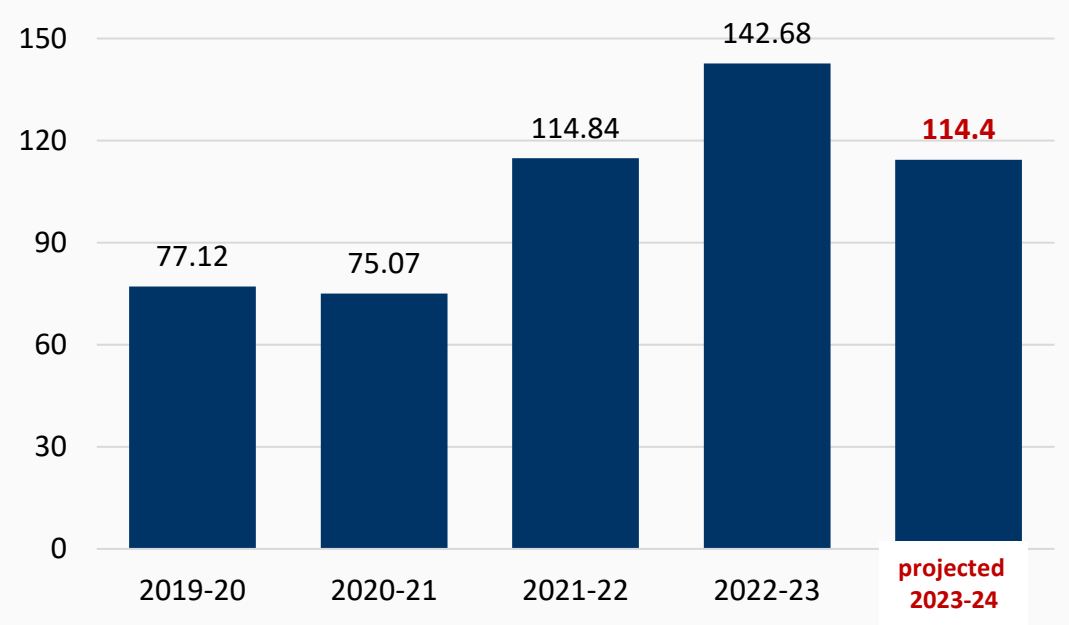
Fire Science (In-Service Agreement)

Fire Science Program enrollment is from Colleague and FTES are from 320 reports; 2023-24 FTES projected at P1. Because the program does not align to traditional calendar; therefore, 2023-2024 data is not finalized.

Palo Verde College
Special Admits Enrollment 2019-20 to 2023-24



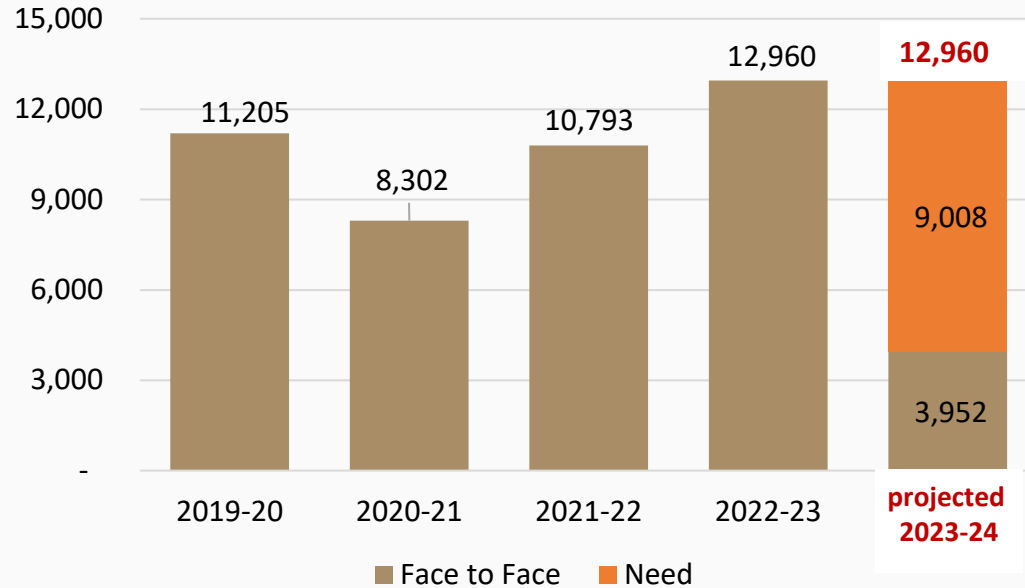
Palo Verde College
Special Admits FTES 2019-20 to 2023-24



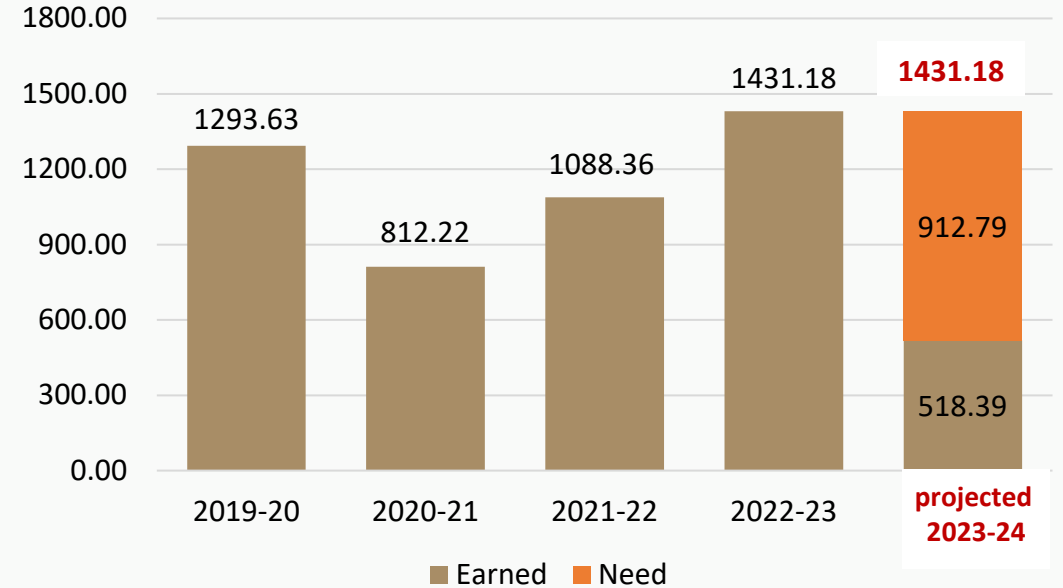
Special Admits/Dual Enrollment

Special Admits data includes all high school students (including students enrolled in the non-AB288 courses offered at Palo Verde High School and those who come to campus for classes). Enrollment data is from Colleague and FTES are from 320 reports; 2023-24 FTES projected at P1.

Palo Verde College
Face to Face Enrollment 2019-20 to 2023-24*



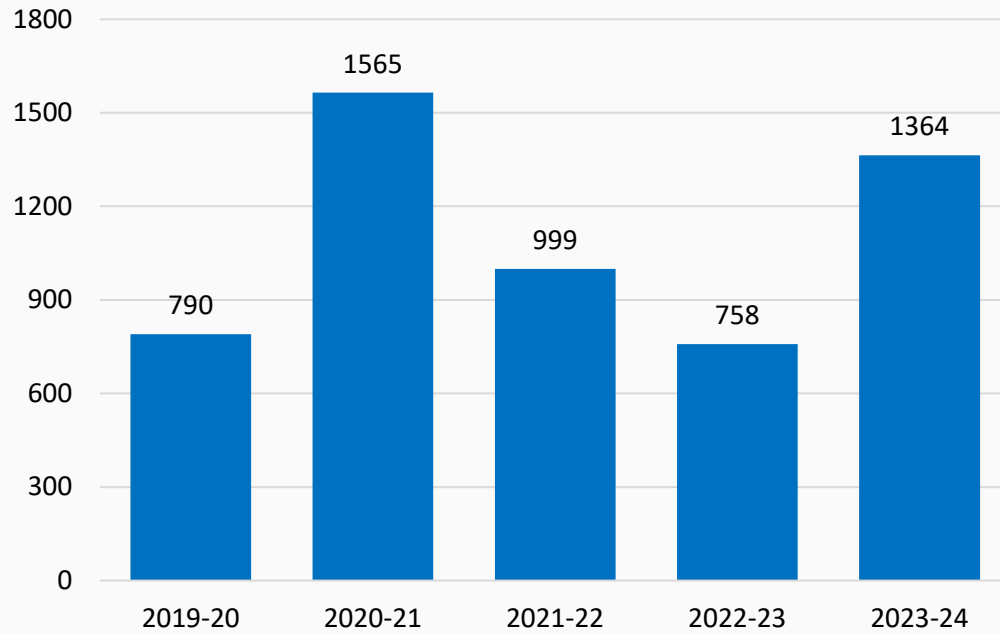
Palo Verde College
Face to Face FTES 2019-20 to 2023-24*



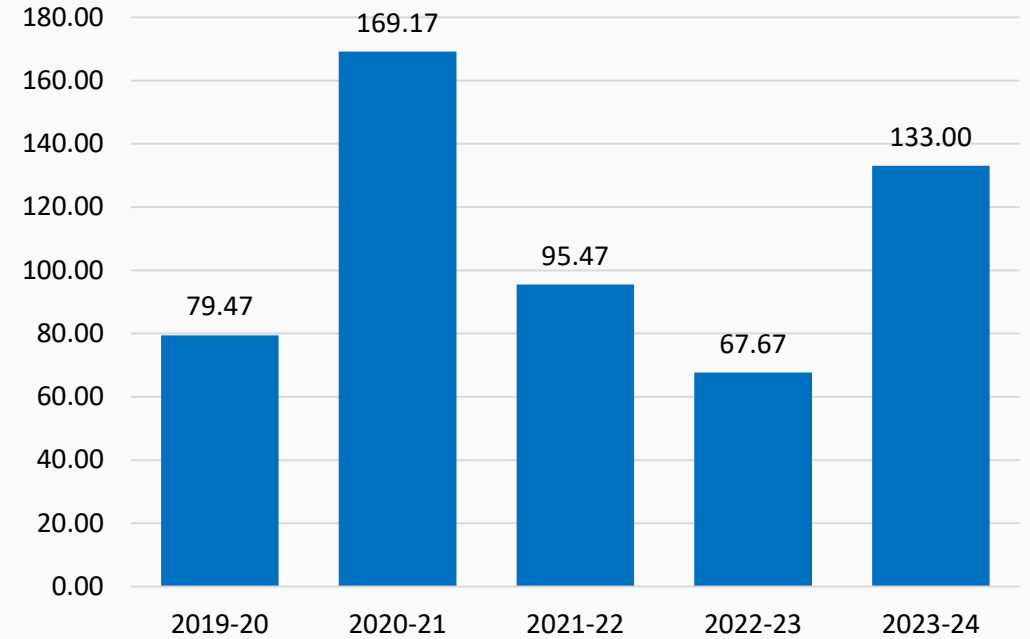
Face to Face Instruction

**Because the Fire Science Program/ISA does not align to the traditional college calendar; the 2023-2024 data is not finalized. This data also impacts the face-to-face data as most Fire Science Program/ISA courses are offered in the face-to-face instructional teaching method. Enrollment data is from Colleague and FTES are from 320 reports; 2023-24 is an accumulation of Summer 2023, Fall 2023 and Spring 2024.*

Palo Verde College
Online Enrollment 2019-20 to 2023-24

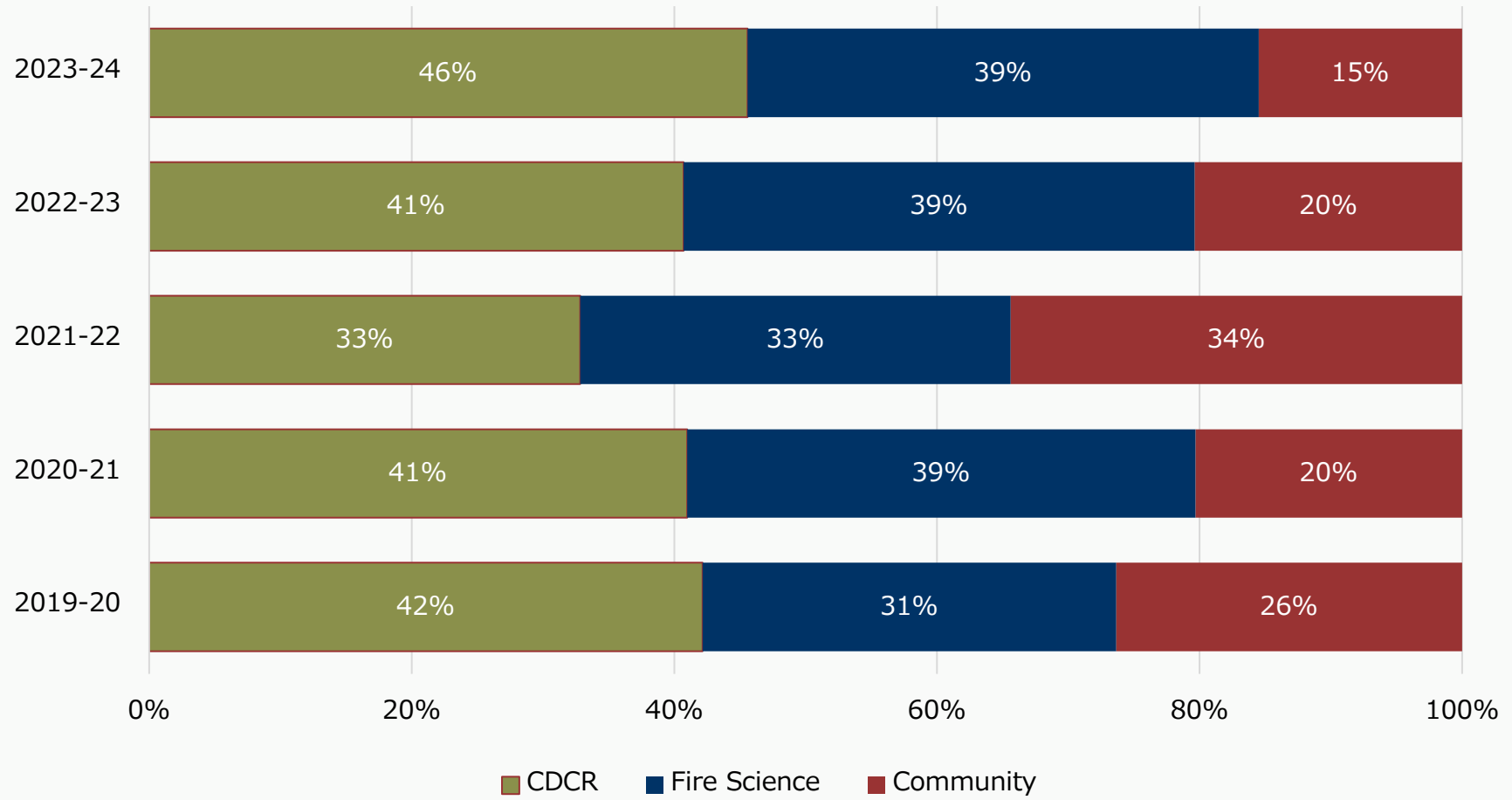


Palo Verde College
Online FTES 2019-20 to 2023-24



Online Instruction

Enrollment data is from Colleague and FTES are from 320 reports. 2023-24 is an accumulation of Summer 2023, Fall 2023 and Spring 2024. Coding review is underway.



Proportion of Program Offerings

Next Steps...

- Heavily dependent on outward facing programs (CDCR & Fire Science)
- Need for Planning – Baseline data for PVCs **Annual Enrollment Management Plan**, a new **6-to-8-year Educational Master Plan** which guides all planning and budget allocation, and consideration of a **3-to-4-year Strategic Plan** to operationalize the Educational Master Plan (Accreditation and Chancellor's Office Requirement)
- Need to expand Dual Enrollment (CCAP and Non CCAP), Online, and Adult Education programs
- Expand services to our local community
- Emphasis on fiscal stability – Next three fiscal years could be troublesome based on State fiscal condition. Reserves are strong; strategic investments in educational programs and outward facing community services needed.

QUESTIONS AND COMMENTS